

TYPE OF CUT

TYPE OF CUT	PICTURE	RECOMMENDED USE
Standard Cut		STANDARD CUT is a general purpose tool designed for cast iron, copper, brass and other ferrous materials. It will give good material removal and good work piece finishes.
Fine Cut		FINE CUT improves finishes on hardened steel, stainless steel and cast iron. Operator control is improved.
Coarse Cut		COARSE CUT is recommended for use on soft material such as copper, brass, aluminum, plastics, and rubber, where chip loading is a problem.
Chip Breaker		CHIP BREAKER CUT will reduce sliver size and improve operator control at a slightly reduced surface finish.
Standard Double-Cut		STANDARD DOUBLE-CUT allows for rapid stock removal and better operator control. Chip size is reduced and tool speed can be slower than normal speeds.
Coarse Double-Cut		COARSE DOUBLE-CUT is for fast stock removal in soft materials. Allows good operator control and produces small chips.
Fine Double-Cut		FINE DOUBLE-CUT is very effective on heat treated and tough alloy steels. Chip size is reduced and it offers good operator control.
Aluminum Cut		ALUMINUM CUT is for use on non-ferrous and non-metallic materials. It is designed for rapid stock removal with minimum chip loading.
Diamond Cut		DIAMOND CUT is very effective on heat treated and tough alloy steels. It produces very small chips and good operator control. Surface finish and tool life is reduced.

Type Of Cut	1
SA Cylinder Shape	2
SB Cylinder Shape with End Cut	3
SC Cylinder Shape with Radius End	4
SD Ball Shape	5
SE Oval Shape	6
SF Tree Shape with Radius End	7
SG Tree Shape with Pointed End	8
SH Flame Shape	8
SJ, SK 60° & 90° Cone Shape	9
SL Taper Shape with Radius End	10
SM, SN Cone & Inverted Cone Shape	11
Long Shank	12
Mold, Tool & Die Making	13-16

Cylindrical Shape SA



TOOL NO.	HEAD DIA.	FLUTE LENGTH	SHANK DIA.
SA-11	1/8"	1/2"	1/4"
SA-12	1/8"	5/8"	1/4"
SA-13	5/32"	5/8"	1/4"
SA-14	3/16"	5/8"	1/4"
SA-1	1/4"	5/8"	1/4"
SA-1L	1/4"	1"	1/4"
SA-2	5/16"	3/4"	1/4"
SA-3	3/8"	3/4"	1/4"
SA-3L	3/8"	1"	1/4"
SA-3X	3/8"	1-1/2"	1/4"
SA-4	7/16"	1"	1/4"
SA-5	1/2"	1"	1/4"
SA-6	5/8"	1"	1/4"
SA-7	3/4"	1"	1/4"
SA-15	3/4"	1/2"	1/4"
SA-16	3/4"	3/4"	1/4"
SA-8	7/8"	1"	1/4"
SA-9	1"	1"	1/4"

1/4" shanks are supplied standard unless ordered otherwise. 3/8" shanks are recommended on all Burs larger than 1/2" diameter.

TOOL NO.	HEAD DIA.	FLUTE LENGTH	SHANK DIA.
SA-11M	3 mm	12 mm	6 mm
SA-12M	3 mm	15.8 mm	6 mm
SA-13M	4 mm	15.8 mm	6 mm
SA-14M	5 mm	15.8 mm	6 mm
SA-1M	6 mm	15.8 mm	6 mm
SA-1LM	6 mm	25 mm	6 mm
SA-2M	8 mm	19 mm	6 mm
SA-3M	9.5 mm	19 mm	6 mm
SA-3LM	9.5 mm	25 mm	6 mm
SA-3XM	9.5 mm	37 mm	6 mm
SA-4M	11 mm	25 mm	6 mm
SA-5M	12.7 mm	25 mm	6 mm
SA-6M	16 mm	25 mm	6 mm
SA-7M	19 mm	25 mm	6 mm
SA-15M	19 mm	12 mm	6 mm
SA-16M	19 mm	19 mm	6 mm
SA-8M	22.3 mm	25 mm	6 mm
SA-9M	25 mm	25 mm	6 mm

6 mm shanks are supplied standard unless ordered otherwise. 8mm shanks are recommended on all Burs larger than 12mm diameter.


TOOL NO.	HEAD DIA.	FLUTE LENGTH	SHANK DIA.
SA-1AL	1/4"	3/4"	1/4"
SA-3AL	3/8"	3/4"	1/4"
SA-5AL	1/2"	1"	1/4"
SA-6AL	5/8"	1"	1/4"
SA-7AL	3/4"	1"	1/4"

1/4" shanks are supplied standard unless ordered otherwise. 3/8" shanks are recommended on all Burs larger than 1/2" diameter. Metric shanks available on request.

TOOL NO.	HEAD DIA.	FLUTE LENGTH	SHANK DIA.
SA-1ALM	6 mm	19 mm	6 mm
SA-3ALM	9.5 mm	19 mm	6 mm
SA-5ALM	12 mm	25 mm	6 mm
SA-6ALM	15.8 mm	25 mm	6 mm
SA-7ALM	19 mm	25 mm	6 mm

6 mm shanks are supplied standard unless ordered otherwise. 8 mm shanks are recommended on all Burs larger than 12 mm diameter. Metric shanks available on request.

Cylindrical Shape SB(W / End Cut)



TOOL NO.	HEAD DIA.	FLUTE LENGTH	SHANK DIA.
SB-11	1/8"	1/2"	1/4"
SB-12	1/8"	5/8"	1/4"
SB-13	5/32"	5/8"	1/4"
SB-14	3/16"	5/8"	1/4"
SB-1	1/4"	5/8"	1/4"
SB-1L	1/4"	1"	1/4"
SB-2	5/16"	3/4"	1/4"
SB-3	3/8"	3/4"	1/4"
SB-3L	3/8"	1"	1/4"
SB-3X	3/8"	1-1/2"	1/4"
SB-4	7/16"	1"	1/4"
SB-5	1/2"	1"	1/4"
SB-6	5/8"	1"	1/4"
SB-7	3/4"	1"	1/4"
SB-15	3/4"	1/2"	1/4"
SB-16	3/4"	3/4"	1/4"
SB-8	7/8"	1"	1/4"
SB-9	1"	1"	1/4"

1/4" shanks are supplied standard unless ordered otherwise. 3/8" shanks are recommended on all Burs larger than 1/2" diameter.

TOOL NO.	HEAD DIA.	FLUTE LENGTH	SHANK DIA.
SB-11M	3 mm	12 mm	6 mm
SB-12M	3 mm	15.8 mm	6 mm
SB-13M	4 mm	15.8 mm	6 mm
SB-14M	5 mm	15.8 mm	6 mm
SB-1M	6 mm	15.8 mm	6 mm
SB-1LM	6 mm	25 mm	6 mm
SB-2M	8 mm	19 mm	6 mm
SB-3M	9.5 mm	19 mm	6 mm
SB-3LM	9.5 mm	25 mm	6 mm
SB-3XM	9.5 mm	37 mm	6 mm
SB-4M	11 mm	25 mm	6 mm
SB-5M	12.7 mm	25 mm	6 mm
SB-6M	16 mm	25 mm	6 mm
SB-7M	19 mm	25 mm	6 mm
SB-15M	19 mm	12 mm	6 mm
SB-16M	19 mm	19 mm	6 mm
SB-8M	22.3 mm	25 mm	6 mm
SB-9M	25 mm	25 mm	6 mm

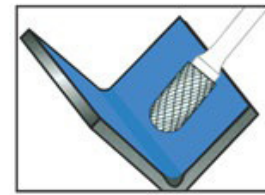
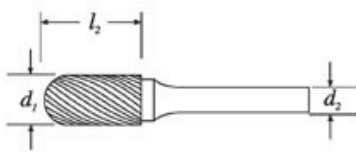
6 mm shanks are supplied standard unless ordered otherwise. 8 mm shanks are recommended on all Burs larger than 12 mm diameter.



TOOL NO.	HEAD DIA.	FLUTE LENGTH	SHANK DIA.
SB-1AL	1/4"	3/4"	1/4"
SB-3AL	3/8"	3/4"	1/4"
SB-5AL	1/2"	1"	1/4"
SB-6AL	5/8"	1"	1/4"
SB-7AL	3/4"	1"	1/4"

TOOL NO.	HEAD DIA.	FLUTE LENGTH	SHANK DIA.
SB-1ALM	6 mm	19 mm	6 mm
SB-3ALM	9.5 mm	19 mm	6 mm
SB-5ALM	12 mm	25 mm	6 mm
SB-6ALM	15.8 mm	25 mm	6 mm
SB-7ALM	19 mm	25 mm	6 mm

Cylindrical Shape SC(With Radius)



TOOL NO.	HEAD DIA.	FLUTE LENGTH	SHANK DIA.
SC-11	1/8"	1/2"	1/4"
SC-12	1/8"	5/8"	1/4"
SC-13	5/32"	5/8"	1/4"
SC-14	3/16"	5/8"	1/4"
SC-1	1/4"	5/8"	1/4"
SC-1L	1/4"	1"	1/4"
SC-2	5/16"	3/4"	1/4"
SC-3	3/8"	3/4"	1/4"
SC-3L	3/8"	1"	1/4"
SC-3X	3/8"	1-1/2"	1/4"
SC-4	7/16"	1"	1/4"
SC-5	1/2"	1"	1/4"
SC-6	5/8"	1"	1/4"
SC-7	3/4"	1"	1/4"
SC-15	3/4"	1/2"	1/4"
SC-16	3/4"	3/4"	1/4"
SC-8	7/8"	1"	1/4"
SC-9	1"	1"	1/4"

1/4" shanks are supplied standard unless ordered otherwise. 3/8" shanks are recommended on all Burs larger than 1/2" diameter.

TOOL NO.	HEAD DIA.	FLUTE LENGTH	SHANK DIA.
SC-11M	3 mm	12 mm	6 mm
SC-12M	3 mm	15.8 mm	6 mm
SC-13M	4 mm	15.8 mm	6 mm
SC-14M	5 mm	15.8 mm	6 mm
SC-1M	6 mm	15.8 mm	6 mm
SC-1LM	6 mm	25 mm	6 mm
SC-2M	8 mm	19 mm	6 mm
SC-3M	9.5 mm	19 mm	6 mm
SC-3LM	9.5 mm	25 mm	6 mm
SC-3XM	9.5 mm	37 mm	6 mm
SC-4M	11 mm	25 mm	6 mm
SC-5M	12.7 mm	25 mm	6 mm
SC-6M	16 mm	25 mm	6 mm
SC-7M	19 mm	25 mm	6 mm
SC-15M	19 mm	12 mm	6 mm
SC-16M	19 mm	19 mm	6 mm
SC-8M	22.3 mm	25 mm	6 mm
SC-9M	25 mm	25 mm	6 mm

6 mm shanks are supplied standard unless ordered otherwise. 8 mm shanks are recommended on all Burs larger than 12 mm diameter.

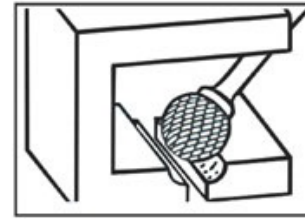
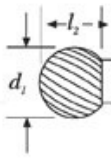
TOOL NO.	HEAD DIA.	FLUTE LENGTH	SHANK DIA.
SC-1AL	1/4"	3/4"	1/4"
SC-3AL	3/8"	3/4"	1/4"
SC-5AL	1/2"	1"	1/4"
SC-6AL	5/8"	1"	1/4"
SC-7AL	3/4"	1"	1/4"

1/4" shanks are supplied standard unless ordered otherwise. 3/8" shanks are recommended on all Burs larger than 1/2" diameter. Metric shanks available on request.

TOOL NO.	HEAD DIA.	FLUTE LENGTH	SHANK DIA.
SC-1ALM	6 mm	19 mm	6 mm
SC-3ALM	9.5 mm	19 mm	6 mm
SC-5ALM	12 mm	25 mm	6 mm
SC-6ALM	15.8 mm	25 mm	6 mm
SC-7ALM	19 mm	25 mm	6 mm

6 mm shanks are supplied standard unless ordered otherwise. 8 mm shanks are recommended on all Burs larger than 12 mm diameter. Metric shanks available on request.

Ball Shape SD



TOOL NO.	HEAD DIA.	SHANK DIA.
SD-11	1/8"	1/4"
SD-14	3/16"	1/4"
SD-1	1/4"	1/4"
SD-2	5/16"	1/4"
SD-3	3/8"	1/4"
SD-4	7/16"	1/4"
SD-5	1/2"	1/4"
SD-6	5/8"	1/4"
SD-7	3/4"	1/4"
SD-9	1"	1/4"

1/4" shanks are supplied standard unless ordered otherwise. 3/8" shanks are recommended on all Burs larger than 1/2" diameter.

TOOL NO.	HEAD DIA.	SHANK DIA.
SD-11M	3 mm	6 mm
SD-14M	5 mm	6 mm
SD-1M	6 mm	6 mm
SD-2M	8 mm	6 mm
SD-3M	9.5 mm	6 mm
SD-4M	11 mm	6 mm
SD-5M	12.7 mm	6 mm
SD-6M	16 mm	6 mm
SD-7M	19 mm	6 mm
SD-9M	25 mm	6 mm

6 mm shanks are supplied standard unless ordered otherwise. 8 mm shanks are recommended on all Burs larger than 12 mm diameter.



TOOL NO.	HEAD DIA.	FLUTE LENGTH	SHANK DIA.
SD-1AL	1/4"	1/4"	1/4"
SD-3AL	3/8"	3/8"	1/4"
SD-5AL	1/2"	1/2"	1/4"
SD-6AL	5/8"	5/8"	1/4"
SD-7AL	3/4"	3/4"	1/4"

1/4" shanks are supplied standard unless ordered otherwise. 3/8" shanks are recommended on all Burs larger than 1/2" diameter. Metric shanks available on request.

TOOL NO.	HEAD DIA.	FLUTE LENGTH	SHANK DIA.
SD-1ALM	6 mm	6 mm	6 mm
SD-3ALM	9.5 mm	9.5 mm	6 mm
SD-5ALM	12 mm	12 mm	6 mm
SD-6ALM	15.8 mm	15.8 mm	6 mm
SD-7ALM	19 mm	19 mm	6 mm

6 mm shanks are supplied standard unless ordered otherwise. 8 mm shanks are recommended on all Burs larger than 12 mm diameter. Metric shanks available on request.

Oval Shape SE



TOOL NO.	HEAD DIA.	FLUTE LENGTH	SHANK DIA.
SE-11	3/16"	5/16"	1/4"
SE-1	1/4"	3/8"	1/4"
SE-3	3/8"	5/8"	1/4"
SE-5	1/2"	7/8"	1/4"
SE-6	5/8"	1"	1/4"
SE-7	3/4"	1"	1/4"

1/4" shanks are supplied standard unless ordered otherwise. 3/8" shanks are recommended on all Burs larger than 1/2" diameter.

TOOL NO.	HEAD DIA.	FLUTE LENGTH	SHANK DIA.
SE-11M	4.7 mm	7.9 mm	6 mm
SE-1M	6 mm	9.5 mm	6 mm
SE-3M	9.5 mm	16 mm	6 mm
SE-5M	12.7 mm	22 mm	6 mm
SE-6M	16 mm	25 mm	6 mm
SE-7M	19 mm	25 mm	6 mm

6 mm shanks are supplied standard unless ordered otherwise. 8 mm shanks are recommended on all Burs larger than 12 mm diameter.

TOOL NO.	HEAD DIA.	FLUTE LENGTH	SHANK DIA.
SE-3AL	3/8"	5/8"	1/4"
SE-5AL	1/2"	7/8"	1/4"
SE-6AL	5/8"	1"	1/4"
SE-7AL	3/4"	1"	1/4"

1/4" shanks are supplied standard unless ordered otherwise. 3/8" shanks are recommended on all Burs larger than 1/2" diameter. Metric shanks available on request.

TOOL NO.	HEAD DIA.	FLUTE LENGTH	SHANK DIA.
SE-3ALM	9.5 mm	15.8 mm	6 mm
SE-5ALM	12 mm	22.3 mm	6 mm
SE-6ALM	15.8 mm	25 mm	6 mm
SE-7ALM	19 mm	25 mm	6 mm

6 mm shanks are supplied standard unless ordered otherwise. 8 mm shanks are recommended on all Burs larger than 12 mm diameter. Metric shanks available on request.

Round Nose Tree Shape SF



TOOL NO.	HEAD DIA.	FLUTE LENGTH	SHANK DIA.
SF-11	1/8"	1/2"	1/4"
SF-1	1/4"	5/8"	1/4"
SF-3	3/8"	3/4"	1/4"
SF-4	7/16"	1"	1/4"
SF-5	1/2"	1"	1/4"
SF-13	1/2"	3/4"	1/4"
SF-6	5/8"	1"	1/4"
SF-7	3/4"	1"	1/4"
SF-14	3/4"	1-1/4"	1/4"
SF-15	3/4"	1-1/2"	1/4"

1/4" shanks are supplied standard unless ordered otherwise. 3/8" shanks are recommended on all Burs larger than 1/2" diameter.

TOOL NO.	HEAD DIA.	FLUTE LENGTH	SHANK DIA.
SF-11M	3 mm	12.7 mm	6 mm
SF-1M	6 mm	16 mm	6 mm
SF-3M	9.5 mm	19 mm	6 mm
SF-4M	11 mm	25 mm	6 mm
SF-5M	12.7 mm	25 mm	6 mm
SF-13M	12.7 mm	19 mm	6 mm
SF-6M	16 mm	25 mm	6 mm
SF-7M	19 mm	25 mm	6 mm
SF-14M	19 mm	32 mm	6 mm
SF-15M	19 mm	38 mm	6 mm

6 mm shanks are supplied standard unless ordered otherwise. 8 mm shanks are recommended on all Burs larger than 12 mm diameter.

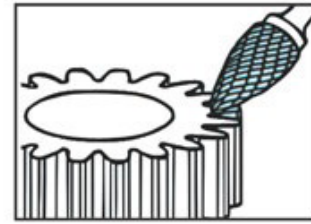
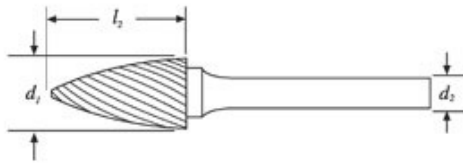
TOOL NO.	HEAD DIA.	FLUTE LENGTH	SHANK DIA.
SF-1AL	1/4"	3/4"	1/4"
SF-3AL	3/8"	3/4"	1/4"
SF-5AL	1/2"	1"	1/4"
SF-6AL	5/8"	1"	1/4"
SF-14AL	3/4"	1-1/4"	1/4"

1/4" shanks are supplied standard unless ordered otherwise. 3/8" shanks are recommended on all Burs larger than 1/2" diameter. Metric shanks available on request.

TOOL NO.	HEAD DIA.	FLUTE LENGTH	SHANK DIA.
SF-1ALM	6 mm	19 mm	6 mm
SF-3ALM	9.5 mm	19 mm	6 mm
SF-5ALM	12 mm	25 mm	6 mm
SF-6ALM	15.8 mm	25 mm	6 mm
SF-14ALM	19 mm	32 mm	6 mm

6 mm shanks are supplied standard unless ordered otherwise. 8 mm shanks are recommended on all Burs larger than 12 mm diameter. Metric shanks available on request.

Pointed Tree Shape SG




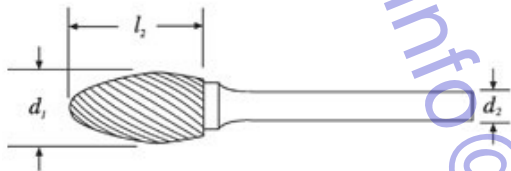
TOOL NO.	HEAD DIA.	FLUTE LENGTH	SHANK DIA.
SG-1	1/4"	5/8"	1/4"
SG-2	5/16"	3/4"	1/4"
SG-3	3/8"	3/4"	1/4"
SG-5	1/2"	1"	1/4"
SG-13	1/2"	3/4"	1/4"
SG-6	5/8"	1"	1/4"
SG-7	3/4"	1"	1/4"
SG-14	3/4"	1-1/4"	1/4"
SG-15	3/4"	1-1/2"	1/4"

1/4" shanks are supplied standard unless ordered otherwise. 3/8" shanks are recommended on all Burs larger than 1/2" diameter.

TOOL NO.	HEAD DIA.	FLUTE LENGTH	SHANK DIA.
SG-1M	6 mm	16 mm	6 mm
SG-2M	8 mm	19 mm	6 mm
SG-3M	9.5 mm	19 mm	6 mm
SG-5M	12.7 mm	25 mm	6 mm
SG-13M	12.7 mm	19 mm	6 mm
SG-6M	16 mm	25 mm	6 mm
SG-7M	19 mm	25 mm	6 mm
SG-14			
SG-15M	19 mm	38 mm	6 mm

6 mm shanks are supplied standard unless ordered otherwise. 8 mm shanks are recommended on all Burs larger than 12 mm diameter.

Flame Shape SH



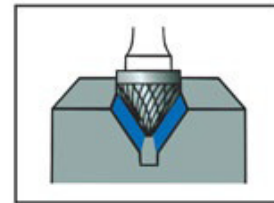
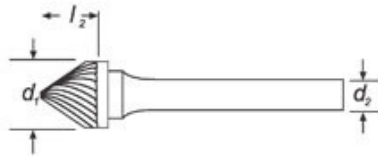
TOOL NO.	HEAD DIA.	FLUTE LENGTH	SHANK DIA.
SH-1	1/4"	5/8"	1/4"
SH-2	5/16"	3/4"	1/4"
SH-5	1/2"	1-1/4"	1/4"
SH-6	5/8"	1-7/16"	1/4"
SH-7	3/4"	1-5/8"	1/4"

1/4" shanks are supplied standard unless ordered otherwise. 3/8" shanks are recommended on all Burs larger than 1/2" diameter.

TOOL NO.	HEAD DIA.	FLUTE LENGTH	SHANK DIA.
SH-1M	6 mm	16 mm	6 mm
SH-2M	8 mm	19 mm	6 mm
SH-5M	12.7 mm	32 mm	6 mm
SH-6M	16 mm	36 mm	6 mm
SH-7M	19 mm	41 mm	6 mm

6 mm shanks are supplied standard unless ordered otherwise. 8 mm shanks are recommended on all Burs larger than 12 mm diameter.

Cone Shape SJ (60°)



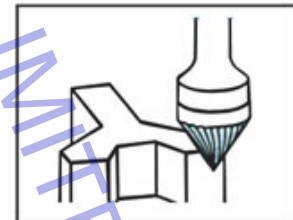
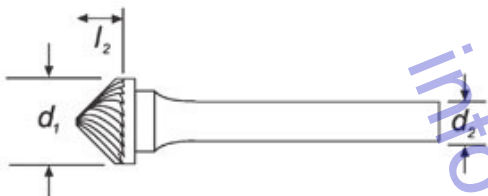
TOOL NO.	HEAD DIA.	FLUTE LENGTH	SHANK DIA.
SJ-1	1/4"	3/16"	1/4"
SJ-3	3/8"	5/16"	1/4"
SJ-5	1/2"	7/16"	1/4"
SJ-6	5/8"	9/16"	1/4"
SJ-7	3/4"	11/16"	1/4"
SJ-9	1"	15/16"	1/4"

1/4" shanks are supplied standard unless ordered otherwise. 3/8" shanks are recommended on all Burs larger than 1/2" diameter.

TOOL NO.	HEAD DIA.	FLUTE LENGTH	SHANK DIA.
SJ-1M	6 mm	4 mm	6 mm
SJ-3M	9.5 mm	8 mm	6 mm
SJ-5M	12.7 mm	11 mm	6 mm
SJ-6M	16 mm	14.5 mm	6 mm
SJ-7M	19 mm	17.5 mm	6 mm
SJ-9M	25 mm	24.5 mm	6 mm

6 mm shanks are supplied standard unless ordered otherwise. 8 mm shanks are recommended on all Burs larger than 12 mm diameter.

Cone Shape SK (90°)



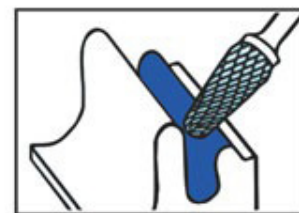
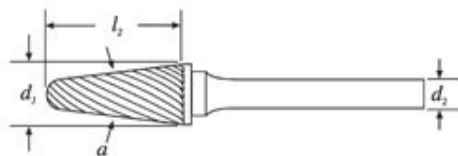
TOOL NO.	HEAD DIA.	FLUTE LENGTH	SHANK DIA.
SK-1	1/4"	1/8"	1/4"
SK-3	3/8"	3/16"	1/4"
SK-5	1/2"	1/4"	1/4"
SK-6	5/8"	5/16"	1/4"
SK-7	3/4"	3/8"	1/4"
SK-9	1"	1/2"	1/4"

1/4" shanks are supplied standard unless ordered otherwise. 3/8" shanks are recommended on all Burs larger than 1/2" diameter.

TOOL NO.	HEAD DIA.	FLUTE LENGTH	SHANK DIA.
SK-1M	6 mm	3 mm	6 mm
SK-3M	9.5 mm	4.7 mm	6 mm
SK-5M	12.7 mm	6.3 mm	6 mm
SK-6M	16 mm	8 mm	6 mm
SK-7M	19 mm	9.5 mm	6 mm
SK-9M	25 mm	12.7 mm	6 mm

6 mm shanks are supplied standard unless ordered otherwise. 8 mm shanks are recommended on all Burs larger than 12 mm diameter.

Taper Shape(Cone W / Radius End) SL



TOOL NO.	HEAD DIA.	FLUTE LENGTH	SHANK DIA.
SL-1	1/4"	3/16"	1/4"
SL-2	5/16"	7/8"	1/4"
SL-3	3/8"	1-1/16"	1/4"
SL-4	1/2"	1-1/8"	1/4"
SL-5	5/8"	1-3/16"	1/4"
SL-6	5/8"	1-5/16"	1/4"
SL-7	3/4"	1-1/2"	1/4"

1/4" shanks are supplied standard unless ordered otherwise. 3/8" shanks are recommended on all Burs larger than 1/2" diameter.

TOOL NO.	HEAD DIA.	FLUTE LENGTH	SHANK DIA.
SL-1M	6 mm	16 mm	6 mm
SL-2M	8 mm	22 mm	6 mm
SL-3M	9.5 mm	27 mm	6 mm
SL-4M	12.7 mm	28 mm	6 mm
SL-5M	16 mm	30 mm	6 mm
SL-6M	15.9 mm	33 mm	6 mm
SL-7M	19 mm	38 mm	6 mm

6 mm shanks are supplied standard unless ordered otherwise. 8 mm shanks are recommended on all Burs larger than 12 mm diameter.



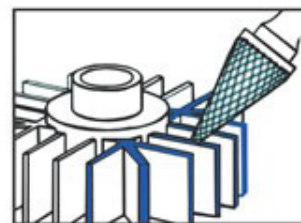
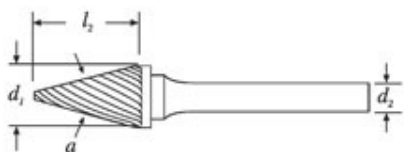
TOOL NO.	HEAD DIA.	FLUTE LENGTH	SHANK DIA.
SL-3AL	3/8"	1-1/16"	1/4"
SL-4AL	1/2"	1-1/8"	1/4"
SL-5AL	5/8"	1-3/16"	1/4"
SL-6AL	5/8"	1-5/16"	1/4"
SL-7AL	3/4"	1-1/2"	1/4"

1/4" shanks are supplied standard unless ordered otherwise. 3/8" shanks are recommended on all Burs larger than 1/2" diameter. Metric shanks available on request.

TOOL NO.	HEAD DIA.	FLUTE LENGTH	SHANK DIA.
SL-3ALM	9.5 mm	27 mm	6 mm
SL-4ALM	12 mm	29 mm	6 mm
SL-5ALM	15.8 mm	30 mm	6 mm
SL-6ALM	15.8 mm	34 mm	6 mm
SL-7ALM	19 mm	38 mm	6 mm

6 mm shanks are supplied standard unless ordered otherwise. 8 mm shanks are recommended on all Burs larger than 12 mm diameter. Metric shanks available on request.

Cone Shape SM



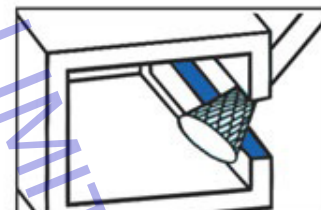

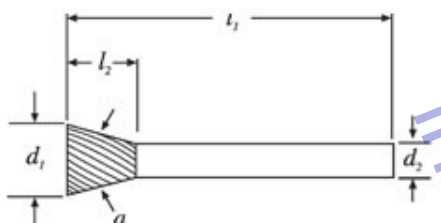
TOOL NO.	HEAD DIA.	FLUTE LENGTH	SHANK DIA.
SM-1	1/4"	1/2"	1/4"
SM-2	1/4"	3/4"	1/4"
SM-3	1/4"	1"	1/4"
SM-4	3/8"	5/8"	1/4"
SM-5	1/2"	7/8"	1/4"
SM-6	5/8"	1"	1/4"

1/4" shanks are supplied standard unless ordered otherwise. 3/8" shanks are recommended on all Burs larger than 1/2" diameter.

TOOL NO.	HEAD DIA.	FLUTE LENGTH	INCLUDED ABGLE
SM-1M	6 mm	12.7 mm	22°
SM-2M	6 mm	19 mm	14°
SM-3M	6 mm	25 mm	10°
SM-4M	9.5 mm	16 mm	28°
SM-5M	12.7 mm	22 mm	28°
SM-6M	16 mm	25 mm	31°

6 mm shanks are supplied standard unless ordered otherwise. 8 mm shanks are recommended on all Burs larger than 12 mm diameter.

Cone Shape SN



TOOL NO.	HEAD DIA.	FLUTE LENGTH	SHANK DIA.
SN-1	1/4"	5/16"	1/4"
SN-2	3/8"	3/8"	1/4"
SN-4	1/2"	1/2"	1/4"
SN-6	5/8"	3/4"	1/4"
SN-7	3/4"	5/8"	1/4"

1/4" shanks are supplied standard unless ordered otherwise. 3/8" shanks are recommended on all Burs larger than 1/2" diameter.

TOOL NO.	HEAD DIA.	FLUTE LENGTH	INCLUDED ABGLE
SN-1M	6 mm	8 mm	10°
SN-2M	9.5 mm	9.5 mm	13°
SN-4M	12.7 mm	12.7 mm	28°
SN-6M	16 mm	19 mm	18°
SN-7M	19 mm	16 mm	30°

6 mm shanks are supplied standard unless ordered otherwise. 8 mm shanks are recommended on all Burs larger than 12 mm diameter.

Long Shank Burs

Burs listed are with 6" long steel shanks. Special shank length are available upon request.



TOOL NO.	HEAD DIA.	FLUTE LENGTH	SHANK DIA.
----------	-----------	--------------	------------

Cylinder Shape

SA-1L6	1/4	1/2	1/4
SA-3L6	3/8	3/4	1/4
SA-5L6	1/2	1	1/4



Cylindrical with radius

SC-1L6	1/4	1/2	1/4
SC-3L6	3/8	3/4	1/4
SC-5L6	1/2	1	1/4



Ball Shape

SD-1L6	1/4	7/32	1/4
SD-3L6	3/8	5/16	1/4
SD-5L6	1/2	7/16	1/4



Over Shape

SE-1L6	1/4	3/8	1/4
SE-3L6	3/8	5/8	1/4
SE-5L6	1/2	7/8	1/4




Round Nose Tree

SF-1L6	1/4	1/2	1/4
SF-3L6	3/8	3/4	1/4
SF-5L6	1/2	1	1/4



Tree Shape Pointed End

SG-1L6	1/4	1/2	1/4
SG-3L6	3/8	3/4	1/4
SG-5L6	1/2	1	1/4



Flame Shape

SH-2L6	5/16	3/4	1/4
SH-5L6	1/2	1-1/4"	1/4


















Tapered Cone w/ Radius End

SL-1L6	1/4	3/8	1/4
SL-3L6	3/8	1-1/16"	1/4
SL-4L6	1/2	1-1/8"	1/4












41-43 Series-Mold, Tool&Die Making

40 SERIES (1/8" Solid Carbide -- 1-1/2", 2", 3" Overall Length)											
											
Tool No.	SA-41	SB-41	SA-42	SB-42	SA-43	SB-43	SB-ECO	SC-41	SC-42	SD-41	SD-42
Cut Diameter	1/16"	1/16"	3/32"	3/32"	1/8"	1/8"	1/8"	3/32"	1/8"	3/32"	1/8"
Flute Length	1/4"	1/4"	7/16"	7/16"	9/16"	9/16"	- - -	7/16"	9/16"	3/32"	1/8"
Overall Length	1-1/2"	1-1/2"	1-1/2"	1-1/2"	1-1/2"	1-1/2"	1-1/2"	1-1/2"	1-1/2"	1-1/2"	1-1/2"
	SA-41L2	SB-41L2	SA-42L2	SB-42L2	SA-43L2	SB-43L2		SC-41L2	SC-42L2	SD-41L2	SD-42L2
Overall Length	2"	2"	2"	2"	2"	2"		2"	2"	2"	2"
	SA-41L3	SB-41L3	SA-42L3	SB-42L3	SA-43L3	SB-43L3		SC-42L3	SC-42L3	SD-41L3	SD-42L3
Overall Length	3"	3"	3"	3"	3"	3"		3"	3"	3"	3"
Tool No.	SA-41M	SB-41M	SA-42M	SB-42M	SA-43M	SB-43M	SB-ECOM	SC-41M	SC-42M	SD-41M	SD-42M
Cut Diameter	1.5 mm	1.5 mm	2.5 mm	2.5 mm	3 mm	3 mm	3 mm	2.5 mm	3 mm	2.5 mm	3 mm
Flute Length	6 mm	6 mm	11 mm	11 mm	14 mm	14 mm	- - -	11 mm	14 mm	2.3 mm	2.8 mm
Overall Length	38 mm	38 mm	38 mm	38 mm	38 mm	38 mm	38 mm	38 mm	38 mm	38 mm	38 mm

									
Tool No.	SE-41	SF-41	SF-42	SG-41	SG-42	SG-43	SG-44	SH-41	SJ-42
Taper Angle									60°
Cut Diameter	1/8"	1/8"	1/8"	1/8"	1/8"	1/8"	1/8"	1/8"	1/8"
Flute Length	7/32"	1/4"	1/2"	1/4"	5/16"	3/8"	1/2"	1/4"	3/32"
Overall Length	1-1/2"	1-1/2"	1-1/2"	1-1/2"	1-1/2"	1-1/2"	1-1/2"	1-1/2"	1-1/2"
Overall Length	2"	2"	2"	2"	2"	2"	2"	2"	2"
Overall Length	3"	3"	3"	3"	3"	3"	3"	3"	3"
Tool No.	SE-41M	SF-41M	SF-42M	SG-41M	SG-42M	SG-43M	SG-44M	SH-41M	SJ-42M
Taper Angle									60°
Cut Diameter	3 mm	3 mm	3 mm	3 mm	3 mm	3 mm	3 mm	3 mm	3 mm
Flute Length	5.5 mm	6 mm	12.7 mm	6 mm	8 mm	9.5 mm	12.7 mm	6.3 mm	2.5 mm
Overall Length	38 mm	38 mm	38 mm	38 mm	38 mm	38 mm	38 mm	38 mm	38 mm

								
Tool No.	SK-42	SL-41	SL-42	SM-41	SM-42	SM-43	SN-41	SN-42
Taper Angle	90°	8°	8°	12°	14°	7°	10°	10°
Cut Diameter	1/8"	1/8"	1/8"	1/8"	1/8"	1/8"	3/32"	1/8"
Flute Length	1/16"	3/8"	1/2"	11/32"	7/16"	5/8"	1/8"	3/16"
Overall Length	1-1/2"	1-1/2"	1-1/2"	1-1/2"	1-1/2"	1-1/2"	1-1/2"	1-1/2"
Overall Length	2"	2"	2"	2"	2"	2"	2"	2"
Overall Length	3"	3"	3"	3"	3"	3"	3"	3"
Tool No.	SK-42M	SL-41M	SL-42M	SM-41M	SM-42M	SM-43M	SN-41M	SN-42M
Taper Angle	90°	8°	8°	12°	14°	7°	10°	10°
Cut Diameter	3 mm	3 mm	3 mm	3 mm	3 mm	3 mm	2.5 mm	3 mm
Flute Length	1.5 mm	9.5 mm	12.7 mm	8.9 mm	11 mm	16 mm	3 mm	4 mm
Overall Length	38 mm	38 mm	38 mm	38 mm	38 mm	38 mm	38 mm	38 mm



51 SERIES (1/8" Steel Shank -- 1/4" Cutting Diameter)







									
Tool No.	SA-51	SB-51	SC-51	SD-51	SE-51	SF-51	SG-51	SM-51	SN-51
Cut Diameter	1/4"	1/4"	1/4"	1/4"	1/4"	1/4"	1/4"	1/4"	1/4"
Flute Length	1/2"	3/16"	1/2"	1/4"	3/8"	1/2"	1/2"	1/2"	1/4"
Taper Angle								22°	10°

Tool No.	SA-51M	SB-51M	SC-51M	SD-51M	SE-51M	SF-51M	SG-51M	SM-51M	SN-51M
Cut Diameter	6 mm	6 mm	6 mm	6 mm	6 mm	6 mm	6 mm	6 mm	6 mm
Flute Length	12.7 mm	5 mm	12.7 mm	6 mm	9.5 mm	12.7 mm	12.7 mm	12.7 mm	6 mm
Taper Angle								22°	10°

52-53 Series-Mold, Tool&Die Making

52 - 53 SERIES (1/8" Shank -- 1-1/2" Overall Length)

						
Tool No.	SA-52	SA-53	SC-52	SC-53	SD-53	SE-53
Cut Diameter	5/32"	3/16"	5/32"	3/16"	3/16"	3/16"
Flute Length	1/2"	1/2"	1/2"	1/2"	3/16"	9/32"
Taper Angle	- - -	- - -	- - -	- - -	- - -	- - -
Tool No.	SA-52	SA-53	SC-52	SC-53	SD-53	SE-53
Cut Diameter	4 mm	5 mm	4 mm	5 mm	5 mm	5 mm
Flute Length	12 mm	12 mm	12 mm	12 mm	5 mm	7 mm
Taper Angle	- - -	- - -	- - -	- - -	- - -	- - -

						
Tool No.	SF-53	SG-53	SH-53	SL-53	SM-53	SN-53
Cut Diameter	3/16"	3/16"	3/16"	3/16"	3/16"	3/16"
Flute Length	1/2"	1/2"	3/8"	1/2"	1/2"	1/4"
Taper Angle	- - -	- - -	- - -	14°	16°	10°
Tool No.	SF-53	SG-53	SH-53	SL-53	SM-53	SN-53
Cut Diameter	5 mm	5 mm	5 mm	5 mm	5 mm	5 mm
Flute Length	12 mm	12 mm	9.5 mm	12 mm	12 mm	6 mm
Taper Angle	- - -	- - -	- - -	14°	16°	10°

61 - 63 SERIES (3/32" Solid Carbide -- 1-1/4" Overall Length)

									
Tool No.	SA-61	SA-63	SC-61	SD-61	SE-61	SF-61	SG-61	SM-61	SN-61
Cut Diameter	1/16"	3/32"	3/32"	3/32"	3/32"	3/32"	3/32"	3/32"	3/32"
Flute Length	1/4"	3/8"	3/8"	3/32"	1/8"	1/4"	1/4"	1/4"	1/8"
Tool No.	SA-61	SA-63	SC-61	SD-61	SE-61	SF-61	SG-61	SM-61	SN-61
Cut Diameter	1.5 mm	2.5 mm	2.5 mm	2.5 mm	2.5 mm	2.5 mm	2.5 mm	2.5 mm	2.5 mm
Flute Length	6 mm	9.5 mm	9.5 mm	2.5 mm	3 mm	6 mm	6 mm	6 mm	3 mm

81 SERIES (3/16" Solid Carbide -- 2" Overall Length)

								
Tool No.	SA-81	SC-81	SD-81	SE-81	SF-81	SG-81	SL-81	SN-81
Cut Diameter	3/16"	3/16"	3/16"	3/16"	3/16"	3/16"	3/16"	3/16"
Flute Length	1/2"	1/2"	3/16"	9/32"	1/2"	1/2"	7/16"	1/4"
Tool No.	SA-81	SC-81	SD-81	SE-81	SF-81	SG-81	SL-81	SN-81
Cut Diameter	5 mm	5 mm	5 mm	5 mm	5 mm	5 mm	5 mm	5 mm
Flute Length	12 mm	12 mm	5 mm	7 mm	12 mm	12 mm	11 mm	6 mm

This series need moulding developing upon demand, negotiable.

YUEQING QIXING CO., LIMITED

Contact Details:

E-mail: info@qx-metal.com

M.B.Phone: 86-13587782943

Tel/Fax: 86-0577-62172737

Add: Minkang Road 7#,325613,Yandang Town,Yueqing,Zhejiang,CN

YUEQING QIXING CO., LIMITED
www.qx-metal.com
info@qx-metal.com